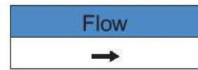


MODEL : DW-40S [Screw end Double Window Sight Glass]

Connection : Screw BSPT, NPT



(DN15 – DN25)

DESCRIPTION

For monitoring the right operation of a steam trap to avoid leakage of live steam and consequently big energy losses, a sight glass is recommended to be installed downstream of the steam trap.

Double window DW sight glass, has been designed for this particular application.

Connections are female screwed or flanged.

USE: Condensate pipes downstream steam traps.

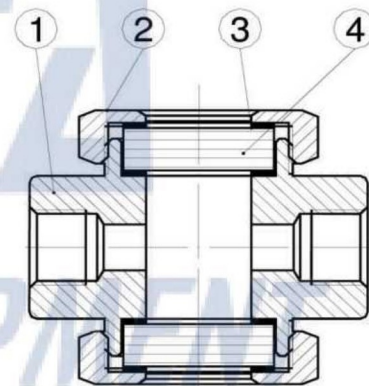
AVAILABLE MODELS: DW 40 S

SIZES: DN ½" to DN 1"; DN 15 to DN 25

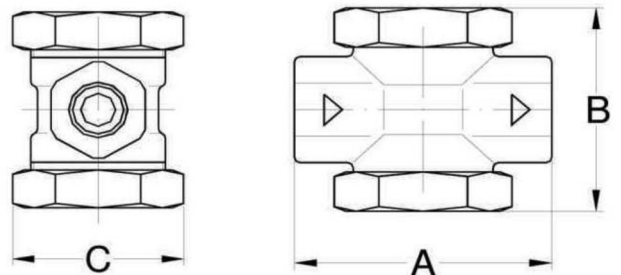
CONNECTIONS: Female screwed ISO 7/1Rp(BS21), NPT (ANSI B1.20.1) Flanged EN 1092-1 or ANSI

INSTALLATION: Horizontal or vertical installation. See IMI, installation and maintenance instructions.

PMO – Max. operating pressure 40 bar
TMO – Max. operating temperature 280 °C
How to order: i.e. DW40 DN ½" BSP.

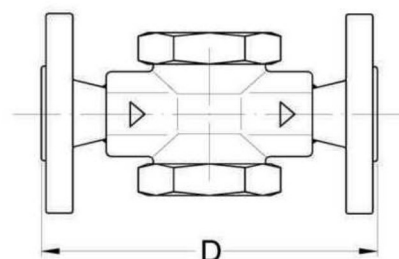


DIMENSIONS (mm)-Screwed					EN 1092-1 Flanges	
SIZE DN	A	B	C	WGT. Kgs	E	WGT. Kgs
15	90	80	60	1,25	130	2,8
20	90	80	60	1,25	150	3,4
25	100	87	65	2,1	160	4,7



MATERIALS		
POS.Nr.	DESIGNATION	MATERIAL
1	Body	P250GH / 1.0460
2	Glass nut	P250GH / 1.0460
3	* Gasket	St.Steel / Graphite
4	* Window glass	Borosilicate

*Available spare parts.



Specification is subject to change without prior notice